

Fairfield Police Department
Town of Fairfield, Connecticut

Monthly Report

April 2024



Chief Robert Kalamaras
Fairfield Police Department

Created by:
Gabrielle Martire

Call for Service Statistics - Year to Date

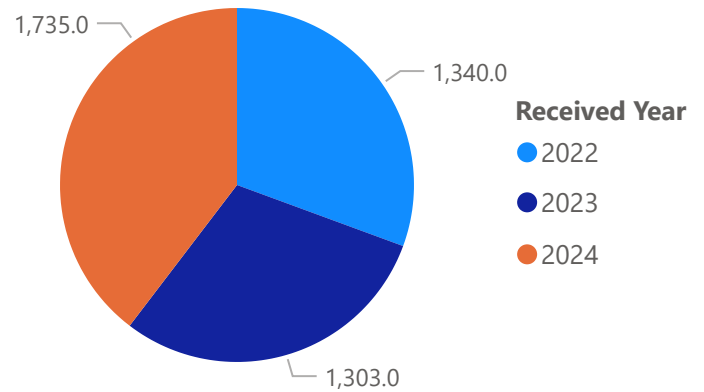
Actual Call Type	01 - ...	02 ...	03 ...	04 - April	05 - May	06 - June
911 HANG UP	11	14	7	12	11	2
ALARM	3	3	7	2	3	1
ALARM EXCUSED	1		2		6	
ALARM FALSE	169	171	181	170	151	20
ANIMAL COMPLAINT	68	48	67	78	108	17
ASSAULT	6	1	2	7	6	
ASSISTANCE	190	201	244	220	313	46
BANK ESCORT	19	11	15	16	14	2
BREACH OF PEACE	38	50	45	35	52	9
BURGLARY - RESIDENCE	3		1	1		2
BURGLARY - COMMERCIAL		1	3	2	5	
BURGLARY - GARAGE	1				1	
BURGLARY ATTEMPT	1				2	
BUSINESS/LOCATION CHECK	1,539	1,341	1,273	1,007	1,315	193
DEAD ON ARRIVAL	3	1	2	4	1	
DOOR UNLOCKED	3	2		3	1	
EDP	14	13	15	15	15	3
EMERGENCY MEDICAL CALL	241	191	190	210	340	67
EMERGENCY MEDICAL CALL (CODE 2)	120	113	112	115	6	
FIREWORKS COMPLAINT		1	1		8	
FUNERAL ESCORT	17	20	15	21	14	5
HARASSMENT	12	21	22	27	17	4
INTOXICATED SUBJECT	2	7	4	7	9	
INVESTIGATION	129	119	144	142	164	35
INVESTIGATION-WARRANT ARREST	15	13	20	12	15	
LARCENY/THEFT	20	30	35	42	54	6
LARCENY-IDENTITY THEFT	12	14	13	13	15	1
MEDICAL ALARM	1	3	4	2		
MISSING PERSON	1	3	2	3	7	1
NARCOTICS VIOLATION			4	1	1	
NOISE COMPLAINT	16	27	33	37	55	11
PARKING VIOLATION	31	57	50	52	76	15
RECKLESS DRIVER	24	33	34	42	49	9
RECOVERED PROPERTY	9	12	11	21	23	5
ROAD HAZARD	29	15	31	28	29	5
ROBBERY	2		2			
SEX VIOLATION	2		3	2	3	
SHOPLIFTER	36	16	28	38	37	1
STOLEN VEHICLE	8	8	14	6	6	
STOLEN VEHICLE ATTEMPT		1	1			
SUICIDE			1	1		
SUICIDE ATTEMPT	2		4	1	2	
SUICIDE THREAT	1	2	2	5	6	
SUSPICIOUS PERSON	28	30	35	36	42	6
SUSPICIOUS VEHICLE	26	21	26	18	15	1
THEFT FROM MOTOR VEHICLE	23	15	30	25	24	5
TRAFFIC CONTROL MALFUNCTION	12	12	14	8	10	
TRESPASSER	14	4	12	15	11	3
VANDALISM MISCELLANEOUS	7	10	7	14	14	2
VANDALISM TO STRUCTURE		1				
VANDALISM TO VEHICLE	1	1	1	1	1	1

Not all Call Types are Included

The data depicted on this page and within this report may not be inclusive of all incidents or events and is presented for convenience to the viewer.

Call for Service Statistics - April

Actual Call Type	2022	2023	2024
911 HANG UP	6	11	12
ALARM		1	2
ALARM EXCUSED		3	
ALARM FALSE	214	179	170
ANIMAL COMPLAINT	74	81	78
ASSAULT	4	5	7
ASSISTANCE	164	187	220
BANK ESCORT	19	17	16
BREACH OF PEACE	55	57	35
BUSINESS/LOCATION CHECK	1,076	1,134	1,007
COMMUNITY EVENT	40	37	31
DEAD ON ARRIVAL	2	5	4
EDP	5	7	15
EMERGENCY MEDICAL CALL	295	204	210
EMERGENCY MEDICAL CALL (CODE 2)	95	112	115
FIREWORKS COMPLAINT		1	
FUNERAL ESCORT	9	15	21
HARASSMENT	21	17	27
INTOXICATED SUBJECT	3	7	7
M.V. ACCIDENT	183	154	156
MEDICAL ALARM	4	3	2
MISSING PERSON	4	3	3
NARCOTICS VIOLATION	2		1
NOISE COMPLAINT	36	28	37
PARKING VIOLATION	24	63	52
RECKLESS DRIVER	40	27	42
RECOVERED PROPERTY	12	22	21
ROAD HAZARD	38	21	28
ROBBERY		1	
SEX VIOLATION		1	2
SUICIDE	1	1	1
SUICIDE ATTEMPT		1	1
SUICIDE THREAT	10	4	5
SUSPICIOUS PERSON	27	37	36
SUSPICIOUS VEHICLE	10	22	18
TRAFFIC CONTROL MALFUNCTION	5	8	8
TRESPASSER	8	13	15
VANDALISM MISCELLANEOUS	5	12	14
VANDALISM TO STRUCTURE	3	1	
VANDALISM TO VEHICLE	4	2	1
VEHICLE ACCIDENT WITH INJURIES	30	25	17



Investigations, Burglaries, Larcenies & Vehicle Thefts

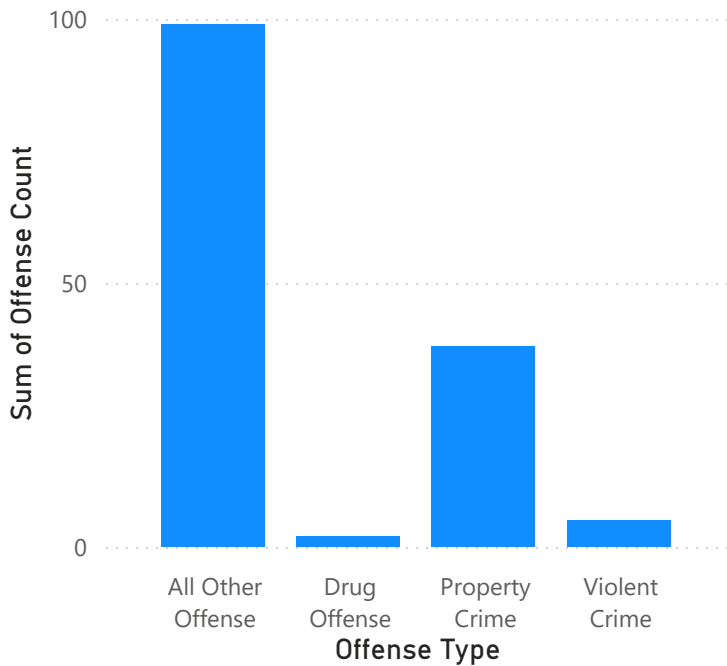
Actual Call Type	2022	2023	2024
BURGLARY - RESIDENCE		1	1
BURGLARY - COMMERCIAL	2		2
INVESTIGATION	167	147	142
INVESTIGATION- SENIOR CITIZEN	1		
INVESTIGATION-ARREST	2	2	2
INVESTIGATION-FINANCIAL CRIME	2	1	3
INVESTIGATION-FORGERY	1		1
INVESTIGATION-INTERNET CRIME			1
INVESTIGATION-WARRANT ARREST	6	6	12
LARCENY/THEFT	10	21	42
LARCENY-EMPLOYEE THEFT			1
LARCENY-IDENTITY THEFT	4	18	13
SHOPLIFTER	24	19	38
STOLEN VEHICLE	2	15	6
STOLEN VEHICLE ATTEMPT		1	
THEFT FROM MOTOR VEHICLE	30	31	25

Offense Statistics - April

Offense Type	2022	2023	2024
All Other Offense	17	46	36
Drug Offense	2		
Property Crime	7	14	18
Violent Crime	1	3	1
Total	27	63	55

Offense Description	2022	2023	2024
Aggravated Assault	1	1	1
All other Larceny		2	
All Other Offenses	5	13	18
Animal Cruelty		1	
Destruction/Damage/Vandalism of Property		3	3
Disorderly Conduct	2	3	
Driving under the Influence	3	3	3
Drug Narcotic Violations	2		
Embezzlement		1	
Intimidation	4	12	
Motor Vehicle Theft		1	
Robbery		2	
Shoplifting	7	7	15
Simple Assault	4	5	6
Theft From Building		1	
Trespass of Real Property		1	3
Weapon Law Violations		7	6

Sum of Offense Count by Offense Type



The Fairfield Police Department participate in National Incident-Based Reporting System (NIBRS) which was implemented to improve the overall quality of crime data collected by law enforcement. NIBRS captures details on each single crime incident—as well as on separate offenses within the same incident—including information on victims, known offenders, relationships between victims and offenders, arrestees, and property involved in crimes.

Definitions for NIBRS Offenses can be found at:

https://ucr.fbi.gov/nibrs/2019/resource-pages/nibrs_offense_definitions-2019.pdf

Arrest Statistics - April

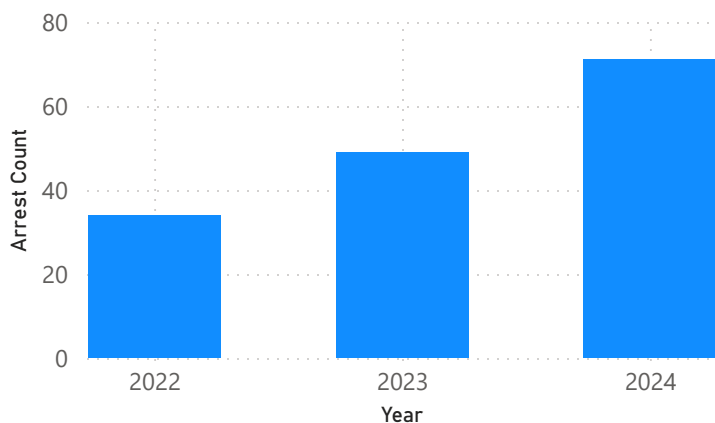
Charge Type 2022 2023 2024

Charge Type	2022	2023	2024
Felony	6	16	22
Infraction	5	6	6
Misdemeanor	29	42	59
Violation	2	1	3
Total	34	49	71

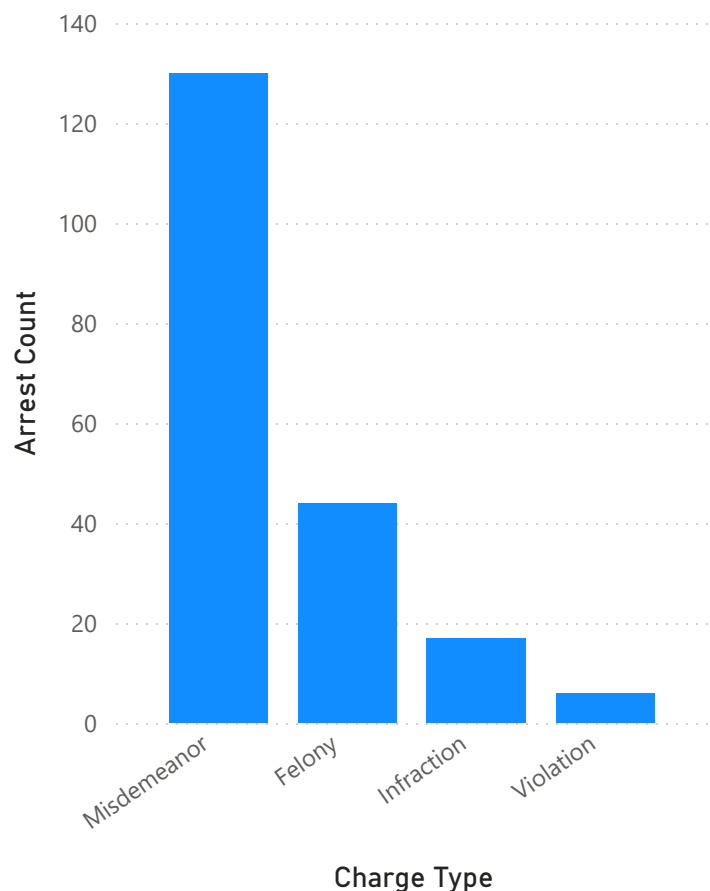
Top 40 Arrest Charges

Description	2022	2023	2024
	1	1	0
<\$500 ON REVOKED PAYMENT CARD	0	1	1
ASSAULT 1ST DEG	0	1	1
ASSAULT 3RD DEG	3	5	2
BREACH OF PEACE 2ND DEG	4	5	3
BURGLARY 3RD DEG	0	1	2
CARRYING PISTOL WO PERMIT	0	3	0
CRIM POSS FRARM/AMM/DFNS WEAPN	1	1	1
CRIMINAL IMPERSONATION	1	0	3
CRIMINAL MISCHIEF 2ND DEG	0	4	1
CRIMINAL MISCHIEF 3RD DEG	1	4	0
CRIMINAL TRESPASS 1ST DEG	1	4	3
DISORDERLY CONDUCT	4	9	7
ENGAGING POLICE IN PURSUIT	1	0	1
EVADE RESP-INJURY/PROP DAMAGE	2	0	1
FAILURE TO APPEAR 1ST DEG	1	0	1
FAILURE TO APPEAR 2ND DEG	1	7	8
FAILURE TO DRIVE UPON RIGHT	0	0	2
FAILURE TO OBEY STOP SIGN	1	0	1
FALSE INCIDENT REPORT 2ND DEG	0	1	1
FLR TO DRIVE IN PROPER LANE	3	1	0
FORGERY 2ND DEG	0	0	2
HARASSMENT 2ND DEG	0	3	1
IL POS LRG CAP MAG OBT AF 4/13	1	1	0
ILL OPN MV UNDER INFL ALC/DRUG	5	3	3
ILL OPN MV UNDER SUSPENSION	0	1	1
ILL POSS WEAPON IN MTR VEHICLE	1	3	1
IMPROPER USE-MARKER/LIC/RGSTR	1	0	1
INTERFERE WITH OFFCR/RESISTING	5	6	8
LARCENY 1ST DEG	0	0	2
LARCENY 2ND DEG	0	0	3
LARCENY 3RD DEG	1	2	6
LARCENY 4TH DEG	1	5	2
LARCENY 5TH DEG	1	1	6
LARCENY 6TH DEG	7	7	18
LARCENY OF MV - 1ST OFFENSE	0	3	1
OPERATE MV WITHOUT LICENSE	0	3	0
OPERATE/PARKS UNREGISTRD MV	1	0	2
ORGANIZED RETAIL THEFT <\$10000	0	1	4
POS CONTROL SUBSTNCE 1ST OFFNS	3	1	0
RECKLESS DRIVING	2	1	1
RECKLESS ENDANGERMENT 2ND DEG	0	1	1
RISK OF INJURY TO CHILD	2	3	1
ROBBERY 1ST DEG	0	2	0
ROBBERY BY CARJACKING ENHANCMT	0	2	0
THEFT OF PLATES/INSERTS	1	0	2
USE OF DRUG PARAPHERNALIA	3	1	0

Arrest Count by Year



Arrest Count this Month Only

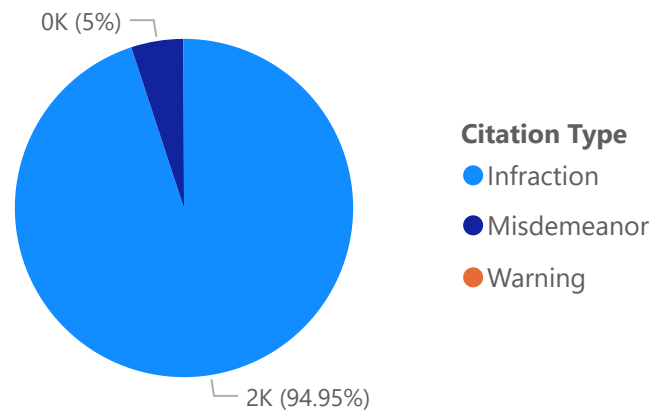


The data depicted on this page and within this report may not be inclusive of all incidents or events and is presented for convenience to the viewer.

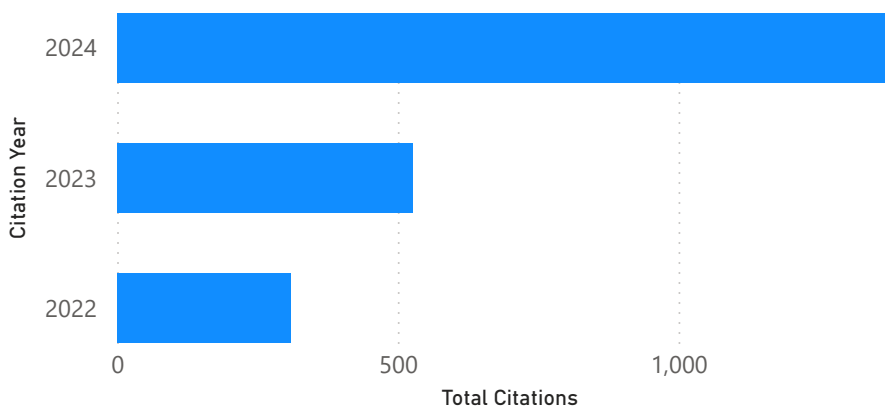
Citation Statistics - April

Citation Type	2022	2023	2024	Total
Infraction	277	471	1,360	2,108
Misdemeanor	31	56	24	111
Warning	1			1
Total	309	527	1,384	2,220

Total Citations by Citation Type

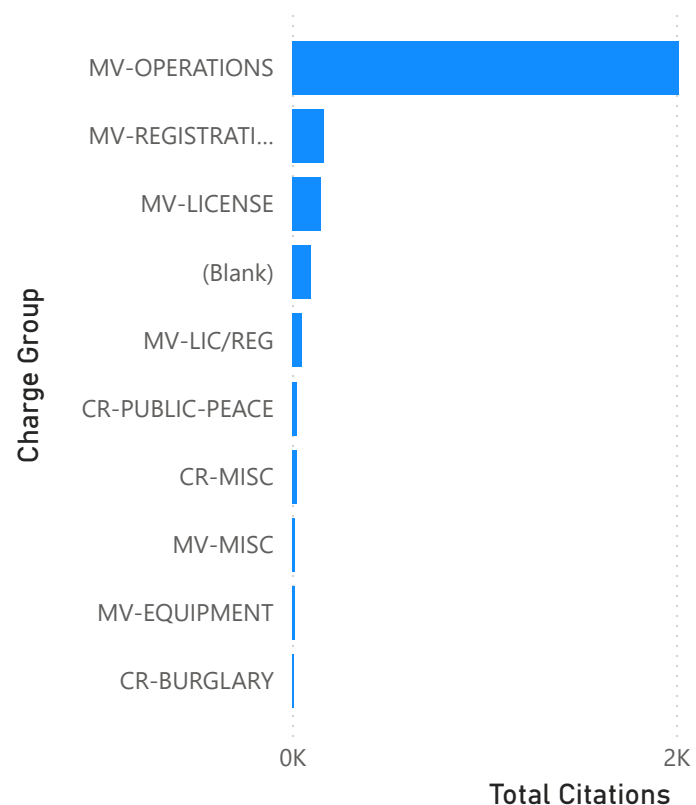


Total Citations by Citation Year



Charge Group	2022	2023	2024
	35	35	24
CR-BURGLARY	2	1	
CR-MISC	6	9	6
CR-PUBLIC-PEACE	4	5	13
MV-EQUIPMENT	2	2	7
MV-LIC/REG	9	26	14
MV-LICENSE	18	49	82
MV-MISC	3	4	5
MV-OPERATIONS	262	444	1,309
MV-REGISTRATION	34	56	75
Total	380	527	1,384

Total Citations by Charge Group

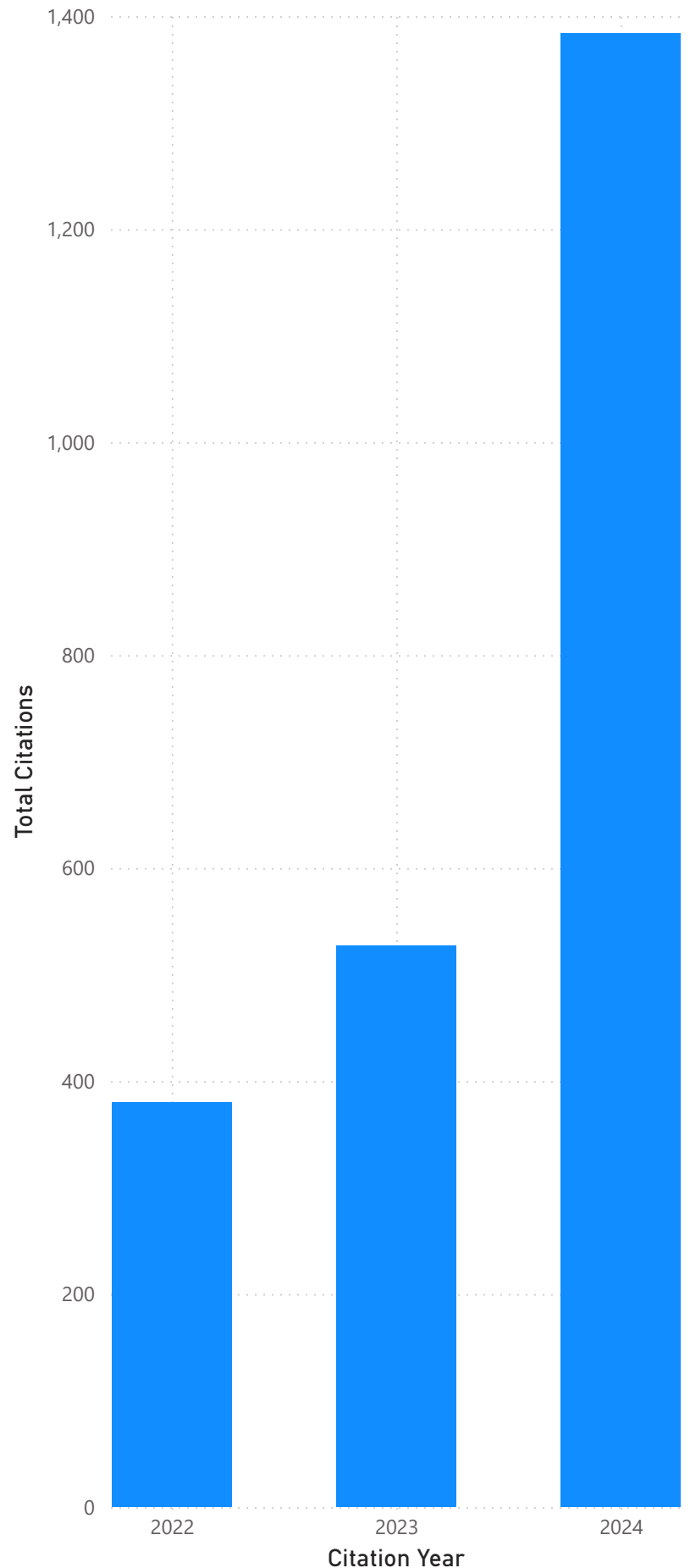


Citation Statistics - April

Top 40 Citation Charges

ChargeDesc	2022	2023	2024
14-100a(c)(1) - FLR TO WEAR SAFETY SEAT BELT		2	6
14-12(a) - FAILURE TO RENEW REGISTRATION	4	9	4
14-12(a)* - OPERATE/PARKS UNREGISTRD MV	27	44	63
14-12a(f) - FLR TO REGISTER COMMERCIAL MV	2	2	1
14-13 - FAILURE TO CARRY REG/INS CARD	3	1	11
14-147(c) - IMPROPER USE-MARKER/LIC/RGSTR	9	26	14
14-147c - MISUSE OF PLATE	4		3
14-18(a) - FAIL TO DISPLAY PLATES/INSERTS	6	3	2
14-18(c) - VIO READABLE/LOST PLATES REQS		5	2
14-213 - FLR TO CARRY OPERATOR LICENSE		1	9
14-213b - ILL OPN MV WO MINIMUM INSURNCE		33	31
14-215 - ILL OPN MV UNDER SUSPENSION	8	14	16
14-215(a) - ILL OPN MV UNDER SUSPENSION	1	5	6
14-215a - IL OPN MV UNDER 14-140 SUSPNSN		1	2
14-218a - TRAVELING UNREASONABLY FAST	67	161	189
14-218a* - TRAVELING TOO FAST CONDITIONS		1	2
14-219(b) - SPEEDING INFRACTION-CARS ONLY	3	4	2
14-222 - RECKLESS DRIVING	1	4	
14-223(a) - DISOBEYING SIGNAL OF OFFICER			3
14-224b - EVADING RESPONSIBILITY	5	1	
14-230(a) - FAILURE TO DRIVE UPON RIGHT	2	2	7
14-236 - FLR TO DRIVE IN PROPER LANE	10	9	6
14-240(b) - FOLLOW TOO CLOSELY		2	1
14-240(b)* - FOLLOW TOO CLOSELY-W/ACDNT		4	6
14-240(d)(2) - FOLLWNG TOO CLOSE W/ACCIDENT	4		
14-242(e) - LFT TURN-FL TO YLD RT OF WAY	4	7	5
14-243(b) - UNSAFE BACKING	1	3	
14-247 - FLR GRANT RIGHT OF WAY-PRVT RD	2		5
14-296a - OCCUPYING HOUSE TRAILER ON HWY			3
14-296aa(b1st - OP MV W/HNDHLD TEL/ELC DEV/TXT	139	235	753
14-296aa(b2nd - VIO 14-296AA(B)-2ND OFFENSE			6
14-296aa(f1st - DISTRACTD DRIVE NOT CELL/ELECT	3		
14-298 - FLR COMPLY STATE TFC COMM REGS	5	2	1
14-299 - TRAFFIC CONTROL SIGNALS	10	2	41
14-301 - FAILURE TO OBEY STOP SIGN	11	13	281
14-36(a) - OPERATE MV WITHOUT LICENSE	16	25	57
14-36(b)(1)++ - OP MV >= 18 VI LIC/PERMIT REQS		2	1
14-36g(a)(1) - VIO MV OP REQS BY 16/17 YR OLD		2	1
38a-371 - FLR TO INSURE PRIVATE MTR VEH	18	8	1
53-344(b)1ST - IL SL TOBACCO TO <21 (1ST OFF)	4		
53a-110a - SIMPLE TRESPASS	2	1	
53a-181a - CREATING A PUBLIC DISTURBANCE	4	5	13
7-148 - TOWN ORDINANCE \$90 OR LESS(CI)	1	7	4

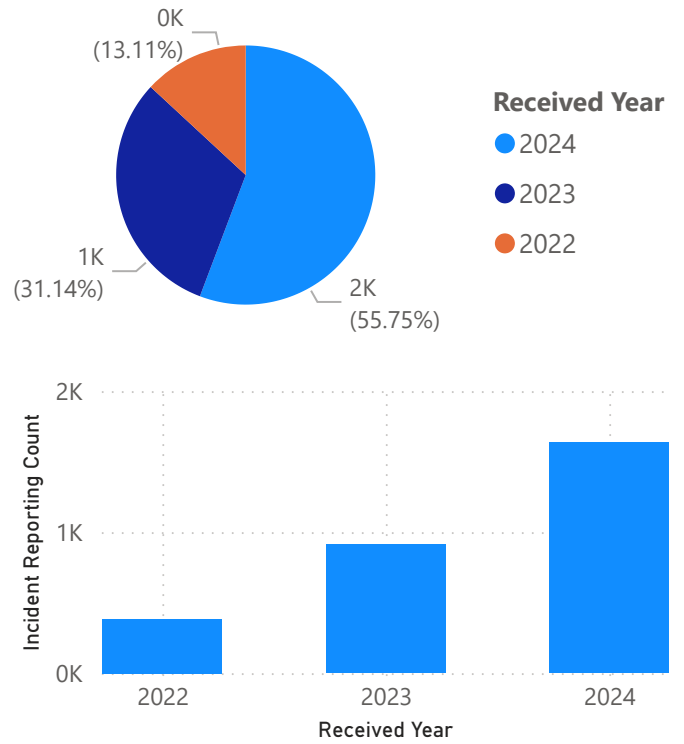
Citations by Year during this Month



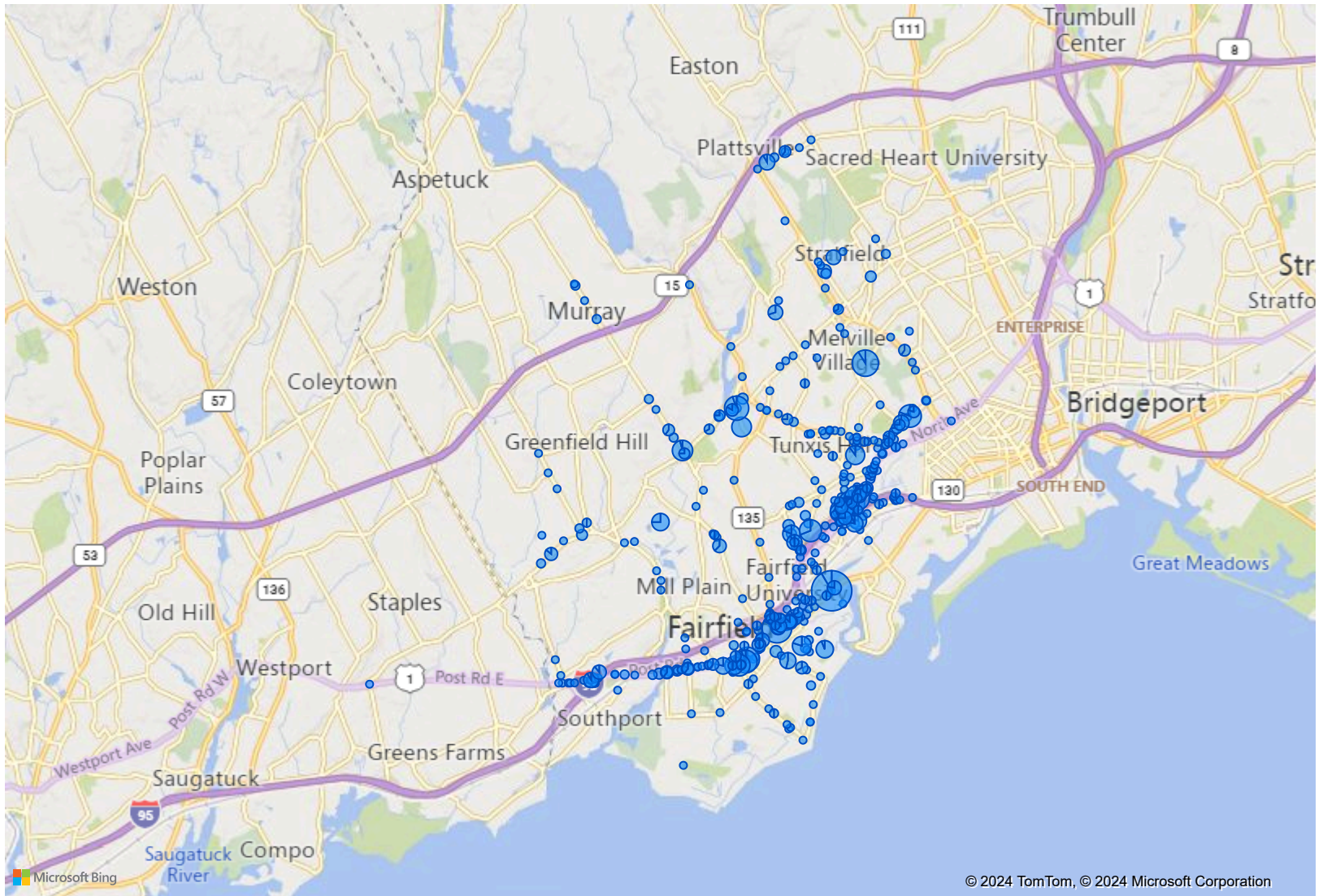
The data depicted on this page and within this report may not be inclusive of all incidents or events and is presented for convenience to the viewer.

Traffic Stop Statistics - April

Actual Call Type	2022	2023	2024
TRAFFIC STOP - ARREST	244	385	1,279
TRAFFIC STOP - VERBAL	122	313	309
TRAFFIC STOP	9	208	39
TRAFFIC STOP - NO ACTION	8	4	5
TRAFFIC STOP - WRITTEN WARNING	1	1	
ASSISTANCE			1
INVESTIGATION-WARRANT ARREST		1	
Total	384	912	1,633



TRAFFIC STOPS THIS MONTH:

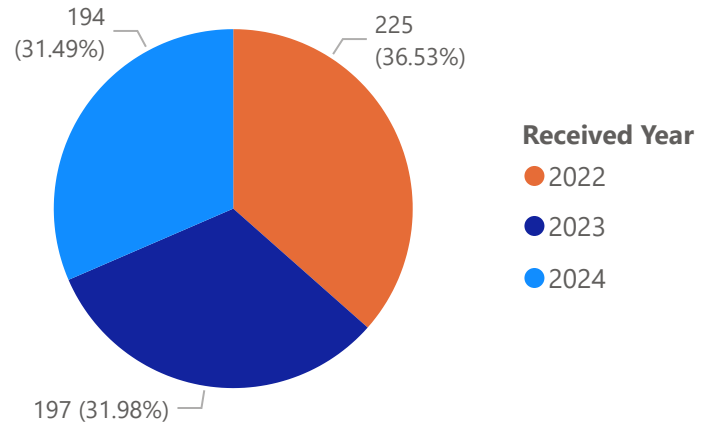


The data depicted on this page and within this report may not be inclusive of all incidents or events and is presented for convenience to the viewer.

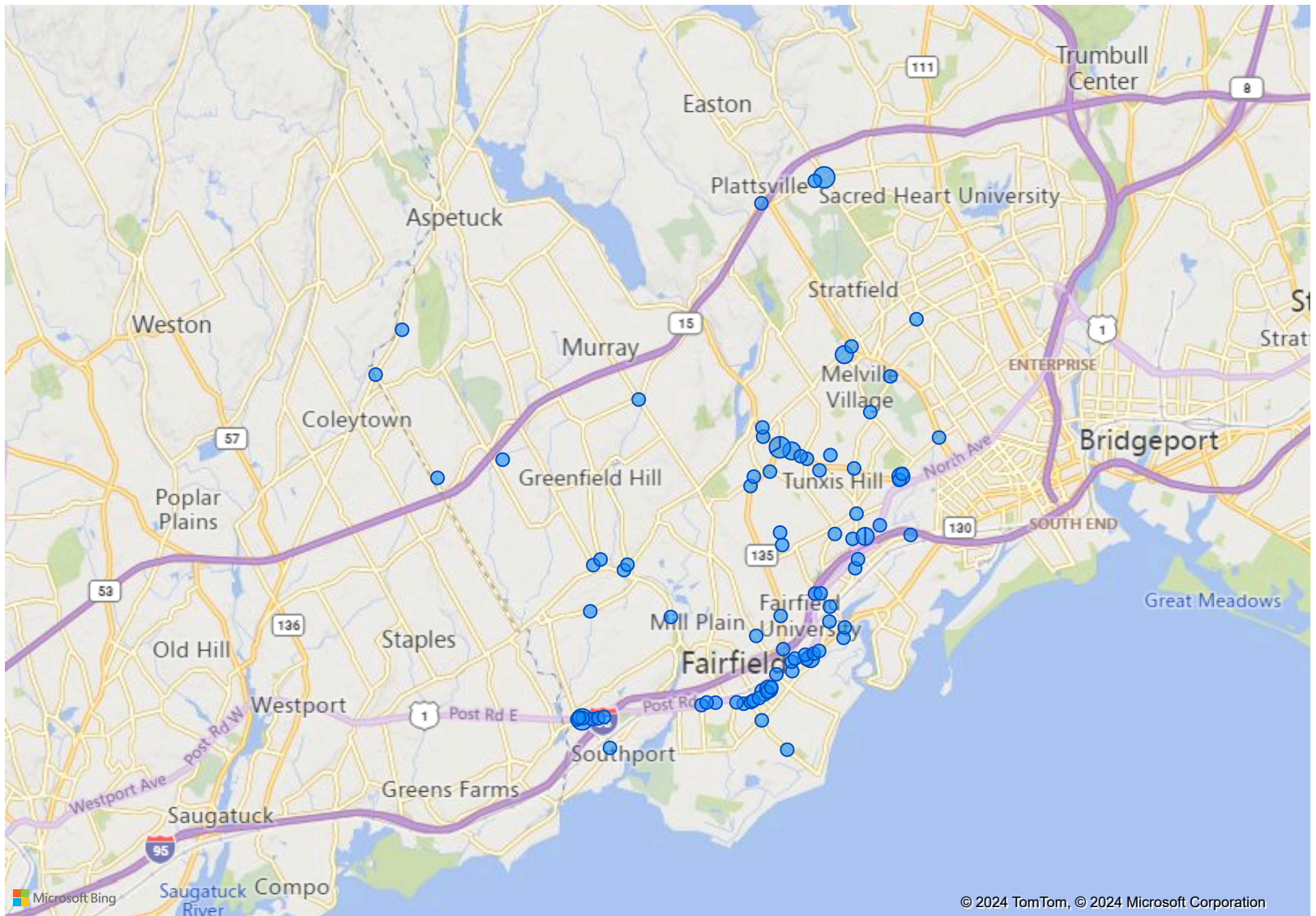
Vehicle Crash Statistics - April

Initial Call Type	2022	2023	2024
M.V. ACCIDENT	182	162	162
VEHICLE ACCIDENT WITH INJURIES	43	35	32
Total	225	197	194

Incident Reporting Count by Received Year



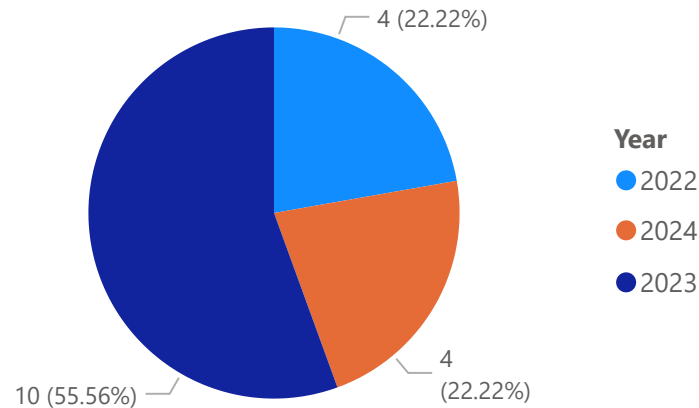
VEHICLE CRASHES THIS MONTH



The data depicted on this page and within this report may not be inclusive of all incidents or events and is presented for convenience to the viewer.

Family Violence Offense Statistics - April

Family Violence	2022	2023	2024	Total
Yes	4	10	4	18
Total	4	10	4	18

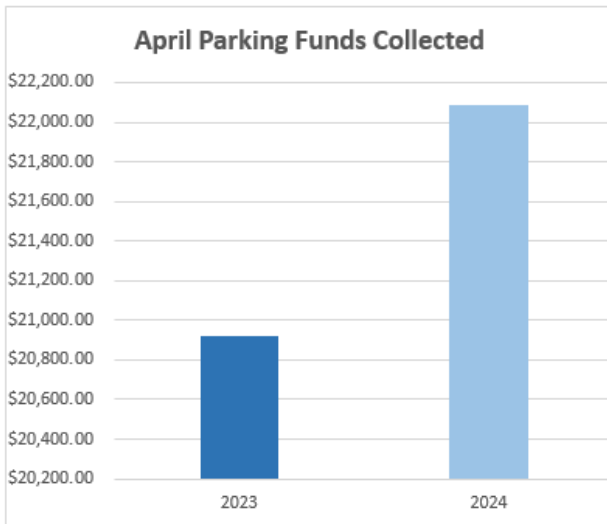
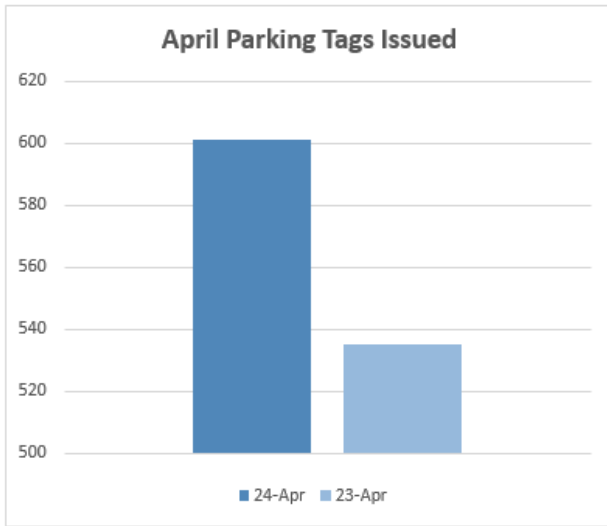


If you or someone you know is a victim of domestic violence, there are CONFIDENTIAL, SAFE, and FREE services available throughout Connecticut 24 hours per day, 7 days per week.

If you need help or just someone to talk to, please visit us at [CTSafeConnect.org](https://www.CTSafeConnect.org) or call or text **(888) 774-2900**. Advocates are available 24/7. All languages are supported!

To learn more, visit www.ctcadv.org or www.CTSafeConnect.org

Parking Enforcement Statistics - April



2023

Parking Tags Issued

535

Total Revenue Collected

\$20,920.29

2024

Parking Tags Issued

601

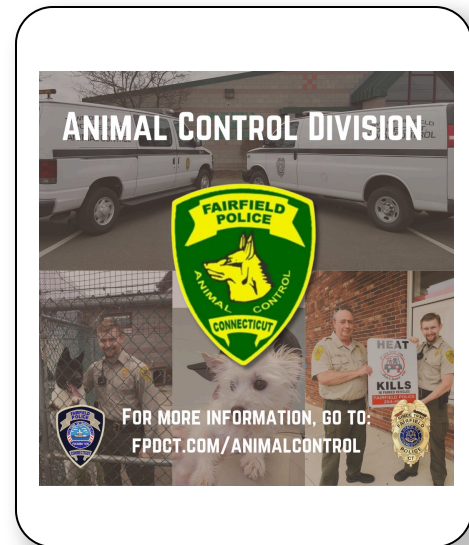
Total Revenue Collected

\$22,089.40

Animal Control & Shelter - April

- Complaints: 94
- Wildlife related complaints: 33
- Animals tested for rabies: 0
- Animals testing positive for rabies: 0
- Animals impounded: 4 dogs 1 cat
- Animal bites: 1 cat bite
- ACO Enforcement: 4 Written warnings, 1 infraction
- Dead animals picked up: 31
- Beach/Open Space: dog attacked by 2 coyotes
- Euthanized: 0
- Sold as a pet: 2 dogs 1 cat

Animals Housed at shelter: 6 dogs, 7 cats



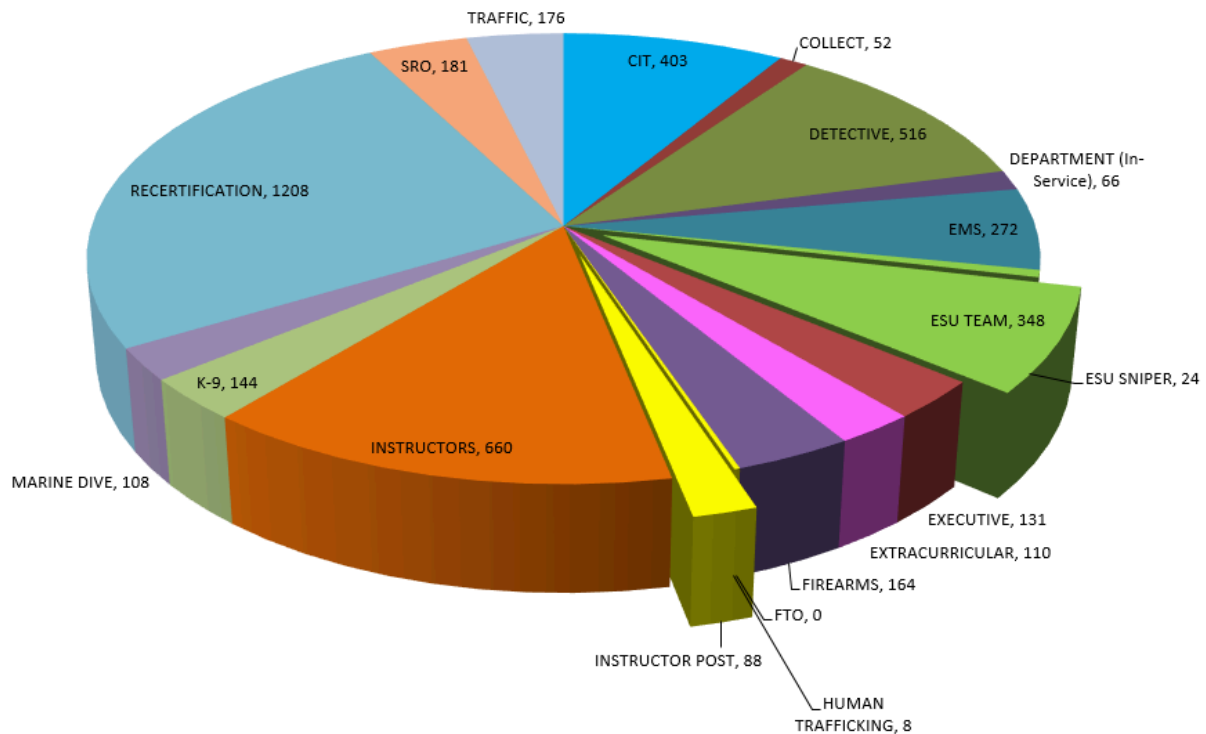
Department Training Report - April

TRAINING CALCULATIONS FROM 01-01-2024 THRU 12-31-2024

	2016	2017	2018	2019	2020	2021	2022	2023	2024
Total Class Attendance	120	659	980	1298	929	995	1289	1789	663
Officers With Classes	54	109	104	109	109	114	115	117	116
Officers No Classes	54	-1	0	0	0	3	10	8	6
Total Officers	105	102	107	107	106	117	125	125	122
Officers/Class Average	2.14	3.14	3.26	3.10	3.14	2.88	3.05	3.06	3.23
Amount of Class Days	88	335	453	636	450	543	684	741	294
Segments	56	210	301	419	296	346	423	585	205
Average Days/ Class	1.57	1.60	1.50	1.52	1.52	1.57	1.62	1.27	1.43

	Students	Instructors		Month	YTD
Detectives	276	Detective School	Training Hours Outside	746	1639
Instructor Certification	212	Firearms & Survival	Training Hours Inside	313	3020
CIT	196				
SRO Certification	128	Active Shooter			
Executive	63	Supervisor FBI-LEEDA			
ESU	60	Monthly			
Marine Division Training	36				

HOURS 2024



April

April 27th, the Fairfield Police Department partnered with Fairfield CARES for the annual Tack Back Day.



The Fairfield Police Department was proud to participate in a mock car crash event earlier today, highlighting the dangers and impact of drunk or impaired driving. The event was held on the Fairfield University campus as part of a week dedicated to highlighting their Department of Public Safety. This event also coincides with National Distracted Driving Awareness Month.





On April 6th, we were proud to have participated in the Special Olympics Penguin Plunge, showing our continued support for the amazing athletes of Special Olympics Connecticut!



On April 24th, we celebrated our wonderful administrative professionals. Happy Administrative Professionals Day to the incredible team behind the scenes at the Fairfield Police Department! Your dedication and hard work keep everything running smoothly. Thank you for all that you do to support our officers and the community.



Thrilled to welcome the Girl Scouts for Girl Scouts in Government Day! It was an honor to offer them insight into the inner workings of our police department.



Honoring our Lifeline: National Public Safety Telecommunicators Week!

This week we pay tribute to the unsung heroes behind the scenes: our dedicated emergency telecommunicators! Fairfield's Emergency Communications Center has been at the forefront of public safety since 1990, and now, as the Fairfield County Regional Dispatch Center there is even more to be thankful for! Our dispatch center serves not only Fairfield but also our partners in Westport and beyond, ensuring swift responses to over 300,000 calls annually.

From providing crucial pre-arrival instructions during medical emergencies to handling complex crisis situations with professionalism and care, our dispatchers are the calm voices guiding us through the storm and answering your calls for assistance! This National Public Safety Telecommunicators Week, we express our gratitude to these frontline heroes for their unwavering commitment, service, and sacrifice.

